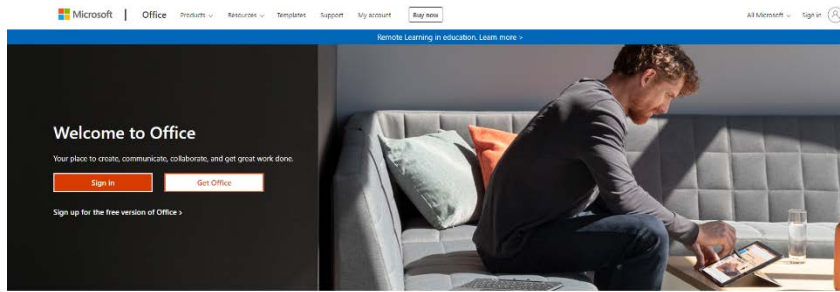


How to Log Into Microsoft TEAMS Account

- Go to www.office.com



Sign in to use your favorite productivity apps from any device



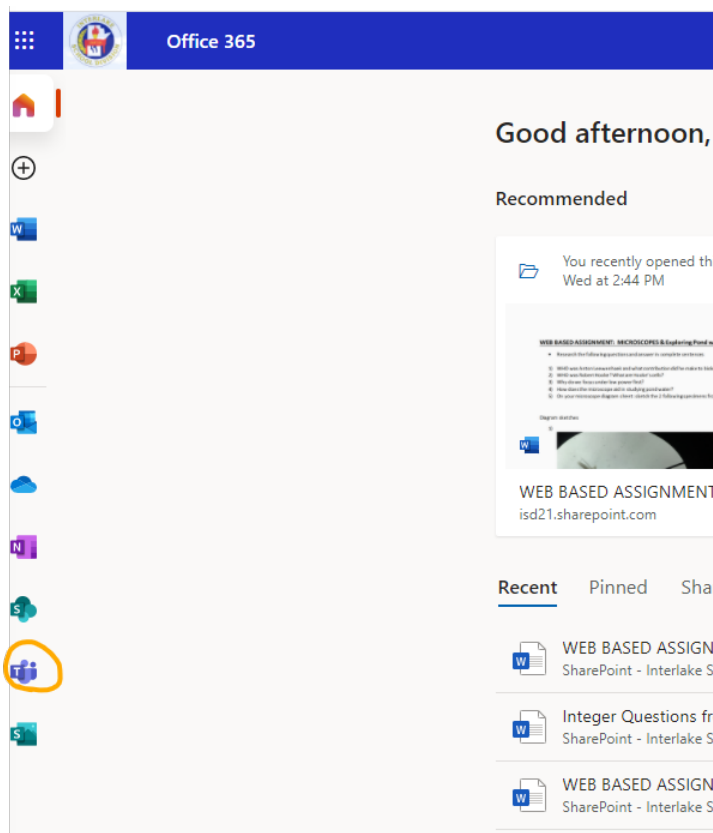
- Log into your child's Microsoft Account using their **student email address**:

firstname.lastname@stu.isd21.mb.ca

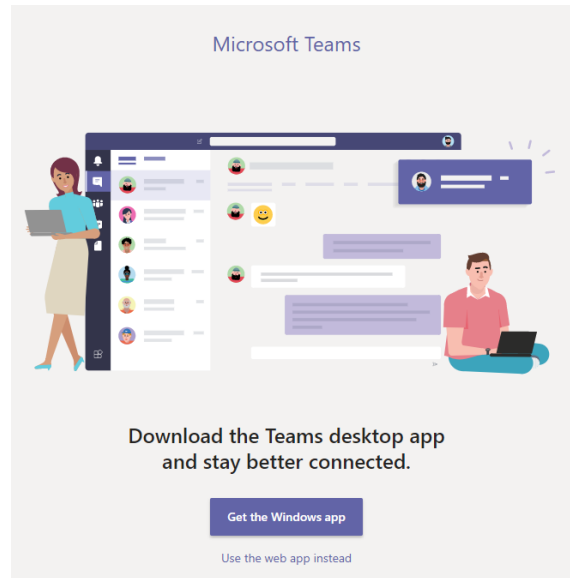
Example: John Smith would be john.smith@stu.isd21.mb.ca

The **password** is the password that your child uses to login to any school device. Each password is a unique password your child has chosen.

- You should now be logged into Interlake School Division Office 365.
- Click on the TEAMS icon on the left hand side (two little purple people)



- Choose which option you prefer – either “Get the windows app” or “use the web app instead”



- You are now in TEAMS!! Feel free to look around!!
- Please wait for a call to be initiated from your teacher at your scheduled time.